



Home-School Connection

Word Workout



VOCABULARY

solve problem

Have your child talk about a problem that might come up when they are playing with friends. What are some ways to solve the problem?

MY WORDS TO KNOW

High-Frequency Words: **a**, **like**

I'm going to write each word on a card and read them with you. Tell me the word that goes in each sentence:

I _____ you; I would _____ a pet; _____ giant is big.

I see _____ book.


Concept Words: color words

yellow, **red**, **blue**, **purple**, **green**

Let's play "Match It." I'll write the colors **yellow**, **red**, **blue**, **purple**, and **green** across the top of a piece of paper. I'll cut pieces of colored paper, and you can match the piece to the correct color.

Dear Family Member:

This week we are reading *Simon and Molly Plus Hester*. Molly and Simon are best friends. They ride a bike. They make toast. Then Hester moves in. When Molly plays with Hester, Simon feels sad. I'm learning about characters by what they say and do. The writer also tells us about them.



This Week's Skills

Comprehension: identify character

High-Frequency Words: **a**, **like**

Concept Words: color words

Phonics: **S**, **p**

We can hunt for words that begin with the letters **s** and **p** in books we are reading together.

Name _____


(fold here)
© Macmillan/McGraw-Hill

Who Am I?

I'm going to ask you some riddles. Can you guess which character I'm talking about? Draw a line between the riddle and the character.

I like to walk in the woods. I carry a basket. Who am I?

I am smart. I built my house of bricks. Who am I?



I can be very scary. Who am I?



I am going to marry a prince. Who am I?



© Macmillan/McGraw-Hill



Conexión con el hogar

Ejercicio de palabras



VOCABULARIO

solve problem

Haga que su niño hable de un problema que puede tener cuando juega con sus amigos. ¿De qué manera se puede resolver el problema?

MIS PALABRAS

Palabras de uso frecuente: **a, like**

Voy a escribir cada palabra en una tarjeta y leerla contigo. Dime la palabra que debe ir en cada oración.

I _____ you; I would _____ a pet; _____ giant is big.

I see _____ book.


Palabras de concepto: palabras que indican color

yellow, red, blue, purple, green

Vamos a jugar "Match It". Voy a escribir los colores **yellow, red, blue, purple y green** en la parte de arriba de una hoja. Voy a cortar hojas de papel colorado y puedes emparejar la hoja al color correcto.

Queridos familiares:

Esta semana estamos leyendo *Simon and Molly Plus Hester*. Simon y Molly son muy buenos amigos. Ellos montan en bicicleta. También hacen tostadas. Después Hester se muda a la vecindad. Cuando Molly juega con Hester, Simon se pone triste. Aprendo acerca de los personajes a través de lo que hacen y dicen. El escritor también nos cuenta cosas sobre ellos.



MIS DESTREZAS DE LA SEMANA

Comprensión: identificar a los personajes

Palabras de uso frecuente: **a, like**

Palabras de concepto: palabras que indican color

Fonética: S, p

Vamos a buscar palabras que empiecen con la letra **s** o con la letra **p** en los libros que estamos leyendo juntos.

Nombre _____


(fold here)
© Macmillan/McGraw-Hill

¿Quién soy?

Te voy a hacer algunas adivinanzas. ¿Puedes adivinar de qué personaje estoy hablando? Traza una línea entre la adivinanza y el personaje.

I like to walk in the woods. I carry a basket. Who am I?

I am smart. I built my house of bricks. Who am I?



I can be very scary. Who am I?



I am going to marry a prince. Who am I?



© Macmillan/McGraw-Hill



Koneksyon lakay ak lekòl

Egzèsis sou mo



VOKABILÈ

solve problem

Fè pitit ou an pale konsènan yon pwoblèm ki ta ka rive lè l ap jwe ak kèk zanmi. Ki kèk fason pou rezoud pwoblèm lan ?

MO POU M KONNEN

Mo yo itilize souvan : **a, like**

Mwen pral ekri chak mo sou yon kat epi mwen pral li yo avèk ou. Di m ki mo ki ale nan chak fraz :

*I _____ you; I would _____ a pet; _____ giant is big.
I see _____ book.*


Mo konsèp : mo ki endike koulè

yellow, red, blue, purple, green

Annou jwe "Match It ". Mwen pral ekri koulè **yellow, red, blue, purple**, ak **green** anlè tèt yon moso papye. Mwen pral koupe moso papye kolore, epi ou ka mache moso papye a ak koulè ki kòrèk la.

Chè manm fanmi :

Semèn sa a n ap li *Simon and Molly Plus Hester*. Molly ak Simon se bon zanmi yo ye. Yo monte yon bisiklèt. Yo griye pen. Ansuit Hester vin parèt. Lè Molly jwe ak Hester, Simon santi l tris. M ap aprann konsènan pèsouaj yo selon sa yo di ak sa yo fè. Ekriven an pale nou tou konsènan pèsouaj yo.



Teknik pou semèn sa a

Konpreyansyon : idantifye pèsouaj

Mo yo itilize souvan : **a, like**

Mo konsèp : mo ki endike koulè

Fonik : **S, p**

Nou ka fè lachas dèyè mo ki kòmanse ak lèt **s** epi **p** nan liv n ap li ansanm yo.

Non _____


(fold here)
© Macmillan/McGraw-Hill

Kiyès mwen ye ?

Mwen pral fè devinèt avèk ou. Èske w ka devine de ki pèsonaj m ap pale ? Trase yon liy ant devinèt la ak pèsonaj la.

I like to walk in the woods. I carry a basket. Who am I?

I am smart. I built my house of bricks. Who am I?



I can be very scary. Who am I?



I am going to marry a prince. Who am I?



© Macmillan/McGraw-Hill