



Home-School Connection

Word Workout



VOCABULARY

parent information

Talk about the different animal parents and babies your child has seen. Discuss what kind of information each animal baby learns from its parents.

MY WORDS TO KNOW

High-Frequency Word: **play**

Print the word *play* on an index card. Have your child use his or her arm to “write” it in the air, saying each letter while writing. You child can repeat this a few times until it can be done without looking at the card.


Concept Words: position words

around, down, left, right, up

Offer directions for your child to follow. You might suggest that your child wave his or her **left** hand; put the hand **down**; touch his or her **right** shoe; look **around** the room; look **up** at the ceiling.

Dear Family Member:

This week we are reading *Animal Babies ABC*. There is an animal baby for every letter of the alphabet! We are learning how to put things into groups. We figure out how things are alike and different so we can group them. For example, in this book, some animals hatch from eggs. Mothers give birth to others.



This Week's Skills

Comprehension: classify and categorize

High-Frequency Word: **play**

Concept Words: position words

Phonics: **f**


Have *family* members help your child *find* words that start with the letter **f** in book titles, on signs, and on other environmental print.

Name _____

© Macmillan/McGraw-Hill (fold here)



Land or Water?

Invite your child to color the animals in red that live in places like those of the fox. Have your child color the animals in blue that live in places such as the fish.



A fox lives on land.

A fish lives in water.



© Macmillan/McGraw-Hill



Conexión con el hogar

Ejercicio de palabras



VOCABULARIO

parent information

Hable sobre animales jóvenes y adultos que su niño haya visto. Conversen sobre la información que cada bebé de animal aprende de sus padres.

MIS PALABRAS

Palabra de uso frecuente: **play**

Escriba *play* en una tarjeta en letras de imprenta. Haga que su niño la "escriba" en el aire y que diga cada letra a medida que escribe. El niño puede repetir esta actividad varias veces hasta que la pueda hacer sin mirar la tarjeta.

Palabras de concepto: palabras que indican posición
around, down, left, right, up

Déle instrucciones a su niño en inglés. Dígale que mueva su mano izquierda: *move your left hand*; que baje la mano: *put your hand down*; que se toque el pie derecho: *touch your right foot*; que mire alrededor o que mire hacia arriba: *look around the room, look up at the ceiling*.

Queridos familiares:

Esta semana estamos leyendo *Animal Babies ABC*. Hay un bebé de animal para cada letra del alfabeto. Estamos aprendiendo a poner las cosas en grupos. Observamos en qué se parecen y en qué se diferencian para poder agruparlas. Por ejemplo, en este libro hay algunos animales que nacen de un huevo. Otros salen directamente de las mamás.



MIS DESTREZAS DE LA SEMANA

Comprensión: clasificar y categorizar

Palabra de uso frecuente: **play**

Palabras de concepto: palabras que indican posición

Fonética: **f**


Haga que otros miembros de la *familia* ayuden a su niño a buscar palabras que comiencen con la letra **f** en títulos de libros, carteles y otro material impreso a su alcance.

Nombre _____

(fold here)
© Macmillan/McGraw-Hill


¿Tierra o agua?

Pídale a su niño que coloree de rojo los animales que viven en lugares similares a donde vive el zorro. Dígale que coloree de azul los animales que viven en lugares similares a donde vive el pez.




A fox lives on land.

A fish lives in water.



© Macmillan/McGraw-Hill





Koneksyon lakay ak lekòl

Egzèsis sou mo



VOKABILÈ

parent information

Pale konsènan diferan paran ak tibebe zannimo pitit ou an te wè. Diskite ki kalite enfòmasyon chak tibebe zannimo aprann de paran l yo.

MO POU M KONNEN

Mo yo itilize souvan : **play**

Ekri mo *play* sou yon kat. Fè pitit ou an itilize bra l pou l "ekri" li nan lè a, epi pou l di chak lèt pandan l ap ekri. Pitit ou an ka refè sa plizyè fwa jiskaske l ka fè sa san l pa gade sou kat la.

Mo konsèp : mo ki endike pozisyon

around, down, left, right, up

Ofri pitit ou an kèk direksyon pou l suiv. *You might suggest that your child wave his or her **left** hand; put the hand **down**; touch his or her **right** shoe; look **around** the room; look **up** at the ceiling.*

Chè manm fanmi :

Semèn sa a n ap li *Animal Babies ABC*. Genyen yon tibebe zannimo pou chak lèt nan alfabèt la ! N ap aprann ki fason pou m mete bagay yo an gwoup. Nou chèche konnen ki fason bagay yo sanble epi ki fason yo diferan konsa nou ka gwoupe yo ansanm. Pa egzanp, nan liv sa a, kèk zannimo se nan ze yo soti. Gen lòt se manman yo ki fè yo.



Teknik pou semèn sa a

Konpreyansyon : klase epi kategorize

Mo yo itilize souvan : **play**

Mo konsèp : mo ki endike pozisyon

Fonik : **f**


Fè manm *fanmi* yo ede pitit ou an *jwenn* mo ki kòmanse ak lèt **f** nan tit liv yo, sou siy, ak sou lòt materyèl nan anviwonman an.

Non _____

© Macmillan/McGraw-Hill (fold here)



Sou tè oswa nan dlo ?

Envite pitit ou an pou l kolore zannimo yo ki viv nan plas tankou kote rena rete an wouj. Fè pitit ou an kolore zannimo yo ki viv nan plas tankou kote pwason rete an ble.



A fox lives on land.

A fish lives in water.



© Macmillan/McGraw-Hill