



# Home-School Connection

## Word Workout



### VOCABULARY

understand      describe

Look at a picture in a book. Describe the picture for me. Tell me what you understand from looking at the picture.

### MY WORDS TO KNOW

High-Frequency Words: **with, my**

I'm going to write the words **with** and **my** on a piece of paper. We can read the words together. Finger-trace each word as we say the letters. Can you write the words from memory now?

Concept Words:

beans, blueberries, cherries, greens, salad

I'm writing *fruit* on one half of a piece of paper, and *vegetable* on the other half. When I give you a word, tell me if it names a fruit or vegetable. Then you can draw a picture for the word on the correct half of the paper.

Dear Family Member:

This week we are reading *What Do You Know!* The words in the book rhyme, and I can look for things in the pictures that the words name. I look for shapes, fruits, colors, and animals. I'm learning how to use the pictures in a book to help me understand it.



This Week's Skills

**Comprehension:** use illustrations

**High-Frequency Words:** **with, my**

**Concept Words:** food words

**Phonics:** **j, qu**

Get out some of your books and we can hunt for words that begin with the letters **j** and **qu**.


(fold here)  
© Macmillan/McGraw-Hill

Name \_\_\_\_\_

# Count and Color

In this game, I'll ask you questions and give you directions. You can answer them and follow them by looking at the big picture.

How many ducks do you see? Color the ducks yellow.



How many pigs do you see? Color the pigs pink.



How many cats do you see? Color the cats gray.

Add three balloons.

Add one more cat.

Color the merry-go-round horses different colors.

Let's make up a story about the picture.



© Macmillan/McGraw-Hill





## Conexión con el hogar

### Ejercicio de palabras



#### VOCABULARIO

understand describe

Mira una de las ilustraciones de un libro. Descríbemela. Dime qué es lo que entiendes de la ilustración.

#### MIS PALABRAS

Palabras de uso frecuente: **with, my**

Voy a escribir las palabras **with** y **my** en un papel. Podemos leerlas juntos. Traza con un dedo las letras a medida que las vayamos diciendo. No mires las palabras, ¿puedes escribirlas de memoria?

Palabras de concepto:

**beans, blueberries, cherries, greens, salad**

Voy a escribir **fruit** en la mitad de un trozo de papel, y **vegetable** en la otra mitad. Cuando diga una palabra debes decirme si es una fruta o un vegetal. Después puedes hacer un dibujo de la palabra en la mitad del papel que corresponda.

#### Queridos familiares:

Esta semana estamos leyendo *What Do You Know!* Las palabras del libro riman, y puedo buscar en las ilustraciones cosas a las que se refieren las palabras. Busco formas, frutas, colores y animales. Estoy aprendiendo a usar las ilustraciones de un libro para comprenderlo.



#### MIS DESTREZAS DE LA SEMANA

**Comprensión:** usar ilustraciones

**Palabras de uso frecuente:** **With, my**

**Palabras de concepto:** palabras de comida

**Fonética:** **j, qu**

Saca algunos de tus libros. Vamos a buscar palabras que comiencen con las letras **j** y **qu**.


Nombre \_\_\_\_\_

(fold here)  
© Macmillan/McGraw-Hill

# Cuenta y colorea

En este juego te voy a hacer preguntas y dar indicaciones.  
Mira la ilustración grande para contestar las preguntas.

How many ducks do you see? Color the ducks yellow.



How many pigs do you see? Color the pigs pink.



How many cats do you see? Color the cats gray.

Add three balloons.

Add one more cat.

Color the merry-go-round horses different colors.

Let's make up a story about the picture.



© Macmillan/McGraw-Hill





## Koneksyon lakay ak lekòl

### Egzèsis sou mo



#### VOKABILÈ

understand      describe

Gade yon foto nan yon liv. Dekri foto a pou mwen. Di m ki sa ou konprann aprè w fin gade foto a.

#### MO POU M KONNEN

Mo yo itilize souvan : **with, my**

Mwen pral ekri mo **with** ak **my** sou yon moso papye. Nou ka li mo yo ansanm. Trase chak mo avèk dwèt ou pandan n ap di lèt yo. Èske w ka ekri mo yo apatide memwa w kounye a ?


Mo konsèp :

**beans, blueberries, cherries, greens, salad**

M ap ekri *fruit* sou mwaye yon moso papye, epi *vegetable* sou lòt mwaye a. Lè mwen baw yon mo, di m si se non yon fwi oswa yon legim. Ansuit ou ka desine yon foto pou mo a sou mwaye papye ki apwopriye a.

#### Chè manm fanmi :

Semèn sa a n ap li *What Do You Know !* Mo ki nan liv la rime, epi mwen ka chèche kèk bagay nan foto yo ki nonmen mo yo. M ap chèche fòm, fwi, koulè ak zannimo. M ap aprann ki jan pou m itilize foto yo nan yon liv pou ede m konprann li.



#### Teknik pou semèn sa a

**Konpreyansyon** : itilizasyon foto

Mo yo itilize souvan : **with, my**

**Mo konsèp** : mo ki gen rapò ak manje

**Fonik** : **j, qu**

Pran kèk nan liv ou yo epi nou ka fè lachas dèyè kèk mo ki kòmanse ak lèt **j** ak **qu**.


Non \_\_\_\_\_

(fold here)  
© Macmillan/McGraw-Hill

# Konte epi kolore

Nan jwèt sa a, mwen pral poze w kèk kesyon epi mwen pral baw kèk enstriksyon. Ou ka reponn yo epi suiv yo lè w gade gwo foto a.

How many ducks do you see? Color the ducks yellow.



How many pigs do you see? Color the pigs pink.



How many cats do you see? Color the cats gray.



Add three balloons.

Add one more cat.

Color the merry-go-round horses different colors.

Let's make up a story about the picture.

© Macmillan/McGraw-Hill

