



Home-School Connection

Word Workout

WORDS TO KNOW

artifacts dedicated equality
 exhibits site

Give me the details! Let's write a paragraph using one of the words above in the main sentence. Use the other words in detail sentences that support the main idea.

SPELLING WORDS

amusing applied complicated deserved
 dripping easing envied fascinated
 forbidding gnarled injured jogging
 qualified raking regretted relied
 renewing skimmed threatening referred

Just One I'll give you each word to spell. Tell me the base word before the ending was attached. For example, **amuse** is the base word of **amusing**.

Dear Family Member:

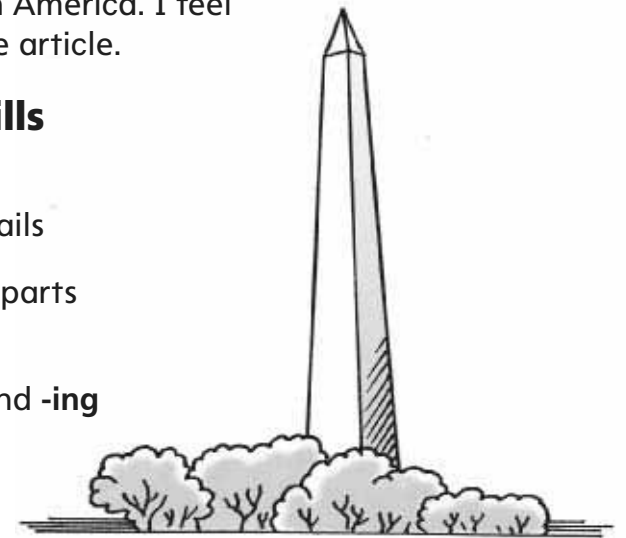
Our country has many monuments to honor and remember people who helped build and protect America. In Washington, D.C., there is a wall with all the names of soldiers who died in the Vietnam War. I know that people leave flowers under the names of loved ones and many people cry. "Remembering the Past" reminds me of the courage and wisdom of those who lived before my time. This main idea is supported by all the details describing museums and monuments in America. I feel proud as I read the article.

This Week's Skills

Comprehension:
 main idea and details

Vocabulary: word parts

Spelling/Phonics:
 the endings: -ed and -ing




© Macmillan/McGraw-Hill (fold here)

Name _____

Important People in Ellis Island History!

Find out why each person is important to the history of Ellis Island and where they are from.

- For this activity, there are only 5 clues, which means you'll have to use the clues, the selection, and prior knowledge to figure out some information on your own! Read the first clue. If the clue is correct, place a **Y** for yes in the correct box in the chart on the next page. If the clue is wrong, put **N** for no in the correct box in the chart on the next page.
- Read the remaining clues and answer as you did in number one. Make sure you have filled out all the appropriate boxes.
- Take a look at the boxes that are blank. Use the almost-completed chart to help you figure out the answer.



Clues:

1. Annie Moore did not rebuild the ceiling of the Great Hall in Ellis Island.
2. Rafael Guastavino did not write the poem on the Statue of Liberty.
3. The person who rebuilt the ceiling of the Great Hall in Ellis Island was from Spain.
4. The person who wrote the poem on the Statue of Liberty was American.
5. The person who was the first immigrant to enter through Ellis Island was from Ireland.

	Annie Moore	Rafael Guastavino	Emma Lazarus
First immigrant to go through Ellis Island			
Rebuilt ceiling of Great Hall			
Wrote the Statue of Liberty's Poem			
Ireland			
Spain			
United States			



Conexión con el hogar

Ejercicio de palabras

PALABRAS DE VOCABULARIO

artifacts dedicated equality
 exhibits site

¿Qué hay en una palabra? Voy a armar unas preguntas que incluyan las palabras de arriba. Usa lo que sabes acerca de las palabras para responder a las preguntas.

PALABRAS DE ORTOGRAFÍA

amusing applied complicated deserved
 dripping easing envied fascinated
 forbidding gnarled injured jogging
 qualified raking regretted relied
 renewing skimmed threatening referred

Sólo una Te voy a dar cada palabra para escribir. Dime la palabra base antes de agregar la terminación de la palabra. Por ejemplo, la palabra *amuse* es la palabra base de *amusing*.

Queridos familiares:

Nuestro país tiene muchos monumentos para honrar y recordar a la gente que ayudó a construir y proteger a Estados Unidos. En Washington, D.C., hay un muro con todos los nombres de los soldados que murieron en la guerra de Vietnam. Sé que las personas dejan flores debajo de los nombres de las personas queridas y muchas personas lloran. *Remembering the Past* me recuerda el coraje y la sabiduría de aquellos que vivieron en otras épocas. La idea principal está sustentada con todos los detalles que describen los museos y los monumentos de Estados Unidos. Me siento lleno de orgullo mientras leo el artículo.

Destrezas de la semana

Comprensión: idea principal y detalles

Vocabulario: partes de una palabra

Ortografía/Fonética: las terminaciones *-ed*, *-ing*




Nombre _____

© Macmillan/McGraw-Hill (fold here)

¿Quién inventó qué y dónde?

Averigua quién fue el inventor y dónde vivió.

- Read the first clue. Write N to show which choices you can rule out.
- Read the remaining clues and write N for no, Y for yes.
- As you fill in squares, look across the rows and down the columns.
- If you have two N's in a row, write Y for the remaining choice.
- If you have a Y in a row, write N in the two remaining choices.
- Keep looking across and down as you play. One clue tells you more than one choice.



Clues:

1. Chester Greenwood did not invent either the bike or rubber bands.
2. Ernest Michaux did not invent rubber bands or earmuffs.
3. The person who invented rubber bands did not live in North America.
4. The person who invented rubber bands lives in England.
5. The person who invented the bike lives in France.

	Chester Greenwood	Steven Perry	Ernest Michaux
rubber bands			
earmuffs			
bicycle			
France			
England			
United States			