



Home-School Connection

Word Workout



VOCABULARY

amazing ocean

Have we ever been to the ocean? Or have we seen pictures of the ocean? Let's talk about the amazing animals that live there.

MY WORDS TO KNOW

High-Frequency Words: **has, look**

Write each word on an index card and read it aloud. Have your child copy each word by writing it. Tell your child to say each letter while writing. Repeat. Then your child can "erase" each word and write it from memory.

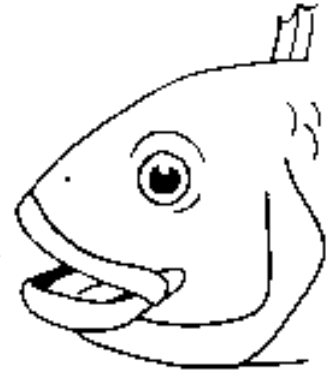
Concept Words: opposite words

short, long, fat, thin, narrow, wide

Let's make a chart using the words **short, long, fat, thin, narrow, and wide**. I'll write the words at the top of the page, and make a column for each word. You can fill in each column with names of things that are **short, long, fat, thin, narrow, and wide**.

Dear Family Member:

This week we are reading *Fish Faces*. Fish are different shapes, sizes, and colors. They can be spotted, dotted, or striped. Their noses might be long and they might shine. I'm learning how the fish in the book are the same and how they are different.



This Week's Skills

Comprehension: compare and contrast

High-Frequency Words: **has, look**

Concept Words: opposite words

Phonics: **X, V**


Let's hunt for words that end with the letter **x** or begin with the letter **v**. We can look in books and magazines.

Name _____

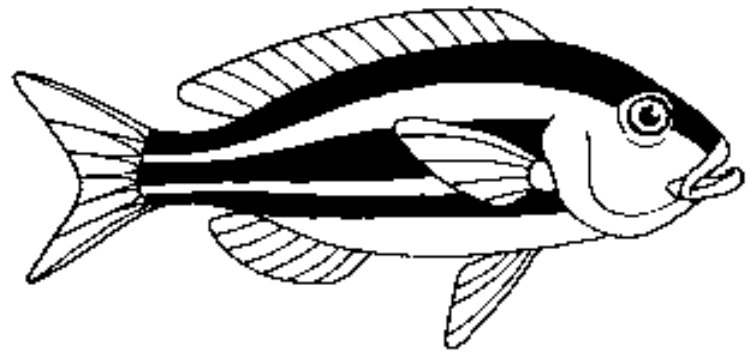
(fold here)
© Macmillan/McGraw-Hill

Fishy Friends

Look at the two fish. Let's talk about how they are alike and how they are different. Then you can color them in.



© Macmillan/McGraw-Hill



Which fish do you like best? Why?



Conexión con el hogar

Ejercicio de palabras



VOCABULARIO

amazing ocean

¿Has estado alguna vez en el océano? ¿Has visto fotos del océano? Vamos a hablar de los asombrosos animales que podemos encontrar allí.

MIS PALABRAS

Palabras de uso frecuente: **has, look**

Escriba cada palabra en una tarjeta y léala en voz alta. Haga que su niño copie cada palabra y que diga cada letra en voz alta a medida que la vaya escribiendo. Repita el procedimiento. Después el niño puede "borrar" las palabras y escribirlas de memoria.

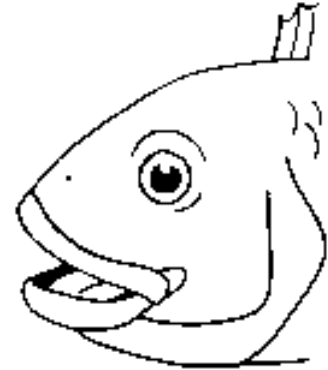
Palabras de concepto: palabras opuestas

short, long, fat, thin, narrow, wide

Vamos a hacer un cuadro y usamos las palabras **short, long, fat, thin, narrow** y **wide**. Voy a escribir las palabras al alto de la página, y hacer un columna para cada palabra. Puedes escribir en cada columna los nombres de cosas que son **short, long, fat, thin, narrow** y **wide**.

Queridos familiares:

Esta semana estamos leyendo *Fish Faces*. Los peces son de diferentes formas, tamaños y colores. Pueden tener manchas, lunares o rayas. Pueden tener narices largas y pueden brillar. Estoy aprendiendo en qué se parecen los peces del libro y en qué se diferencian.



MIS DESTREZAS DE LA SEMANA

Comprensión: comparar y contrastar

Palabras de uso frecuente: **has, look**

Palabras de concepto: palabras opuestas

Fonética: X, V


Vamos a buscar palabras que terminen con la letra **x** o comiencen con la letra **v**. Vamos a buscar en libros y revistas.

Nombre _____

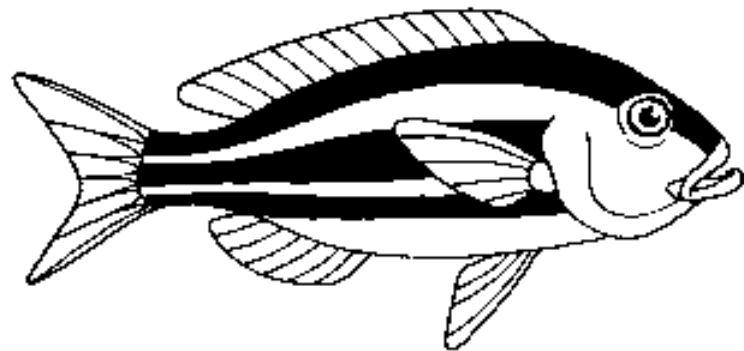
(fold here)
© Macmillan/McGraw-Hill

Peces amigos

Observa los dos peces. ¿En qué se parecen y en qué se diferencian? Después podrás colorearlos.



© Macmillan/McGraw-Hill



Which fish do you like best? Why?

Egzèsis sou mo



VOKABILÈ

amazing ocean

Èske w te janm ale nan lanmè ? Oswa èske w janm wè foto lanmè ? Annou pale konsènan zannimo enkwayab ki abite la.

MO POU M KONNEN

Mo yo itilize souvan : **has, look**

Ekri chak mo sou yon kat epi li l byen fò. Fè pitit ou an ekri chak mo pou l ka kopye yo. Di pitit ou an pou l di chak lèt pandan l ap ekri l. Repete l ankò. Ansuit pitit ou an ka "efase" chak mo epi ekri l apatide memwa li.

Mo konsèp : mo opoze

short, long, fat, thin, narrow, wide

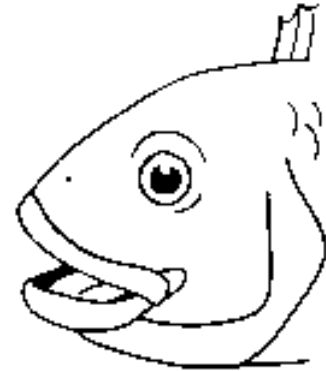
Annou fè yon tablo avèk mo **short, long, fat, thin, narrow** ak **wide**. Mwen pral ekri mo yo nan tèt paj la, epi fè yon kolòn pou chak mo. Ou ka ranpli chak kolòn avèk non kèk bagay ki **short, long, fat, thin, narrow** epi **wide**.



Koneksyon lakay ak lekòl

Chè manm fanmi :

Semèn sa a n ap li *Fish Faces*. Pwason yo gen diferan fòm, gwosè ak koulè. Yo ka gen mak oswa trè sou kò yo. Nen yo ka long epi yo ka klere. M ap aprann ki jan pwason ki nan liv la sanble epi fason yo diferan.



Teknik pou semèn sa a

Konpreyansyon : konpare epi fè diferans

Mo yo itilize souvan : **has, look**

Mo konsèp : mo opoze

Fonik : **X, V**


Annou fè lachas dèyè mo ki tèmine ak lèt **x** oswa ki kòmanse ak lèt **v**. Nou ka chèche nan liv ak revyi yo.

Non _____

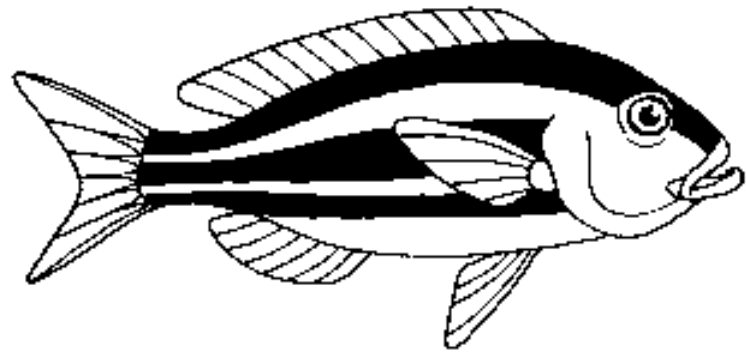
(fold here)
© Macmillan/McGraw-Hill

Zanmi pwason

Gade de pwason yo. Annou pale konsènan fason yo sanble epi fason yo diferan. Ansuit ou ka kolore yo.



© Macmillan/McGraw-Hill



Which fish do you like best? Why?