



# Home-School Connection

## Word Workout

### WORDS TO KNOW

help                      now                      use                      very

**Have a Ball** Draw a picture of yourself playing a game. Use the new words in a sentence to describe your picture.

### SPELLING WORDS

sand                      sink                      west

land                      fast                      sent

**Write It Right** Write each word in the air with your arm as you spell it. Then write each word on a piece of paper.

## Dear Family Member:

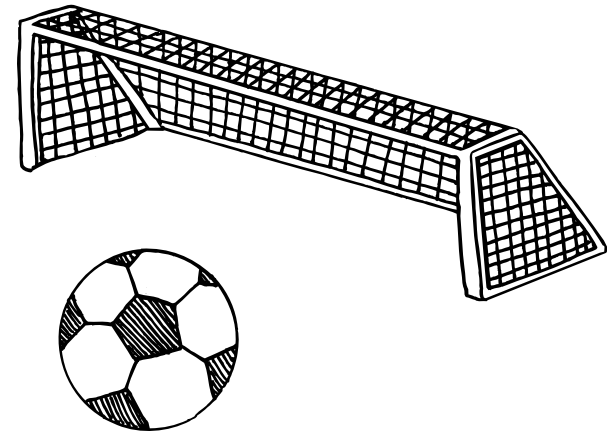
I'm reading *Soccer* in class this week. I learned that authors write to tell a story or to give us information. *Soccer* gives information about a sport. Soccer players run. They kick the ball. They cannot use their hands. Soccer takes a lot of teamwork.

## This Week's Skills

**Comprehension:** author's purpose

**Phonics:** the sounds of **nd**, **nk**, **nt**, and **st**

**Spelling:** words that end in **nd**, **nk**, **nt**, and **st**



Name \_\_\_\_\_

(fold here)


© Macmillan/McGraw-Hill

# Story or Information?

I'll read aloud each book idea, and you can read along with me. Then tell me if the idea is telling a story or giving information. For the last item, draw your own picture to go along with the idea.


1. Apples can be used for drinks and desserts. You can make apple cider and apple pie.

**Story or information?**




2. The dog surprised everyone. He was playing the trumpet in the band!

**Story or information?**



3. School buses are very useful. They bring us to school and take us on field trips.

**Story or information?**



4. The rabbit and the turtle became best friends. The rabbit always made the turtle laugh.

**Story or information?**



## Conexión con el hogar

### Ejercicio de palabras

#### PALABRAS DE VOCABULARIO

help                      now                      use                      very

**A divertirse** Haz un dibujo de ti mismo jugando un juego. Usa las palabras nuevas en una oración para describir tu dibujo.

#### PALABRAS DE ORTOGRAFÍA

sand                      sink                      west

land                      fast                      sent

**Escribir correctamente** Escribe cada palabra en el aire con tu mano letra por letra. Luego escribe cada palabra en una hoja de papel.

### Queridos familiares:

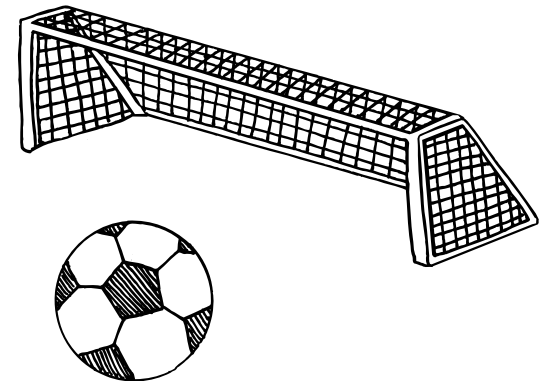
Estoy leyendo *Soccer* en la clase esta semana. Aprendí que los autores o autoras escriben para contar un cuento o para darnos información. El cuento *Soccer* ofrece información sobre un deporte. Los jugadores de fútbol corren y patean la pelota. No pueden usar sus manos. Para jugar fútbol es necesario un buen trabajo en equipo.

### Destrezas de la semana

**Comprensión:** propósito del autor

**Fonética:** los sonidos de nd, nk, nt y st

**Ortografía:** palabras que terminen en nd, nk, nt y st



Nombre \_\_\_\_\_


(fold here)  
© Macmillan/McGraw-Hill

# ¿Historia o información?

Voy a leer cada una de las ideas del libro y tú puedes leer a coro. Luego di si la idea es contar una historia o dar información. Para el ultimo punto, haz un dibujo que represente la idea.


1. Apples can be used for drinks and desserts.  
You can make apple cider and apple pie.

**Story or information?**




2. The dog surprised everyone. He was playing the trumpet in the band!

**Story or information?**



3. School buses are very useful. They bring us to school and take us on field trips.

**Story or information?**



4. The rabbit and the turtle became best friends. The rabbit always made the turtle laugh.

**Story or information?**



## Koneksyon lakay ak lekòl

### Egzèsis sou mo

#### MO POU KONNEN

help                      now                      use                      very

**Divèti w** Desine yon foto tèt ou k ap jwe yon jwèt. Itilize nouvo mo yo nan yon fraz ki dekri foto w lan.

#### MO ÒTOGRAF

sand                      sink                      west

land                      fast                      sent

**Ekri l byen** Ekri chak mo nan lè a avèk bra w pandan w ap eple l. Ansuit ekri chak mo sou yon moso papye.

### Chè manm fanmi :

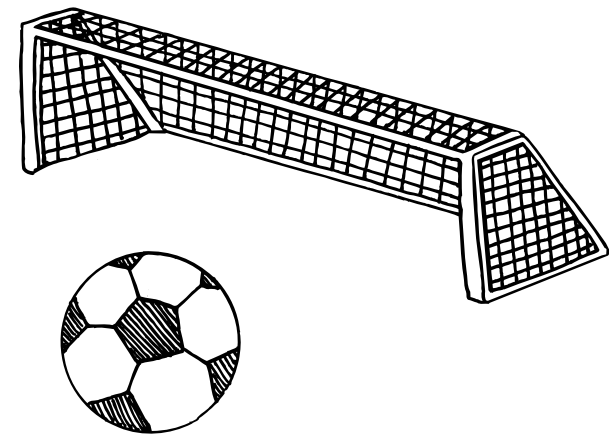
M ap li *Soccer* nan klas semèn sa a. Mwen te aprann otè yo ekri pou rakonte yon istwa oswa pou bannou enfòmasyon. Istwa *Soccer* a bay enfòmasyon konsènan yon espò. Jwè foubòl yo kouri. Yo choute boul la. Yo paka itilize men yo. Pou jwe foubòl sa mande pou travay ann ekip.

### Teknik pou semèn sa a

**Konpreyasyon :** objektif otè a

**Fonik :** son nd, nk, nt ak st

**Òtograf :** mo ki fini ak nd, nk, nt ak st



Non \_\_\_\_\_


(fold here)  
© Macmillan/McGraw-Hill

# Istwa oswa enfòmasyon ?

Mwen pral li byen fò chak ide nan liv la, epi ou ka li ansanm avèk mwen. Ansuit di m si ide a ap rakonte yon istwa oswa l ap bay enfòmasyon. Pou dènye atik la, desine foto pa w pou matche ak ide a.


1. Apples can be used for drinks and desserts.  
You can make apple cider and apple pie.

**Story or information?**




2. The dog surprised everyone. He was playing the trumpet in the band!

**Story or information?**



3. School buses are very useful. They bring us to school and take us on field trips.

**Story or information?**



4. The rabbit and the turtle became best friends. The rabbit always made the turtle laugh.

**Story or information?**