



# Home-School Connection

## Word Workout

### WORDS TO KNOW

heard	happen	fall	told
before	began	glared	haste

**Art Time** Draw any picture you want! Then tell me a story about the picture using the words.

### SPELLING WORDS

bumpy	penny	puppy
sandy	funny	bunny

**Listening Time** Repeat each word that I say. Then say each word without the last sound. What letter stands for this sound in your spelling words? Now spell the word as you use your finger to write it on your leg.

## Dear Family Member:

I'm reading *Little Rabbit* in class. I learned that every story has a beginning, middle, and end. This story begins when Little Rabbit hears a thump. He thinks the forest is falling! I wonder how the story will end. I'm pretty sure the forest isn't falling.


## This Week's Skills

**Comprehension:** beginning, middle, and end

**Vocabulary:** context clues

**Phonics:** the sound of long e as in *party* and *sunny*

**Spelling:** words that end in y



(fold here)





© Macmillan/McGraw-Hill

Name \_\_\_\_\_



# Make a Story

Color any picture in the Beginning row. I'll color a picture in the Middle row that tells the middle of the story. In the End row, we can finish the story and color it. Then we can start a new story with a new color.




Beginning



Middle



End





## Conexión con el hogar

### Ejercicio de palabras

#### PALABRAS DE VOCABULARIO

heard	happen	fall	told
before	began	glared	haste

**Vamos a dibujar** ¡Haz un dibujo de alguna cosa que quieras! Luego, dime un cuento sobre el dibujo y usas las palabras.

#### PALABRAS DE ORTOGRAFÍA

bumpy	penny	puppy
sandy	funny	bunny

**Vamos a escuchar** Repite cada palabra que digo. Luego, di cada palabra sin el último sonido. ¿Qué letra representa este sonido en tus palabras de ortografía? Ahora deletrea la palabra usando tu dedo para escribirla en tu pierna.

### Queridos familiares:

Estoy leyendo *Little Rabbit* en la clase. Aprendí que cada cuento tiene un comienzo, un medio y un final. Este cuento comienza cuando Little Rabbit escucha un golpe fuerte. ¡Él piensa que el bosque se está cayendo! Me pregunto cómo terminará el cuento. Estoy casi seguro de que el bosque no se está cayendo.


### Destrezas de la semana

**Comprensión:** comienzo, medio y final

**Vocabulario:** claves de contexto

**Fonética:** el sonido de e larga como en *party* y *sunny*

**Ortografía:** palabras que terminan en y






© Macmillan/McGraw-Hill (fold here)

Nombre \_\_\_\_\_


# Haz un cuento

Colorea cualquier dibujo en la hilera donde dice BEGINNING. Yo voy a colorear un dibujo en la hilera donde dice MIDDLE que indica qué pasa en la mitad del cuento. En la hilera donde dice END, podemos terminar juntos el cuento y colorearlo. Luego, podemos comenzar un cuento nuevo con un color nuevo.


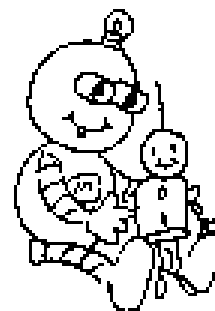

Beginning



Middle



End





## Koneksyon lakay ak lekòl

### Egzèsis sou mo

#### MO POU KONNEN

heard	happen	fall	told
before	began	glared	haste

**Lè pou fè desen** Desine nenpòt foto ou vle ! Ansuit rakonte m yon istwa konsènan foto a lè w itilize mo yo.

#### MO ÒTOGRAF

bumpy	penny	puppy
sandy	funny	bunny

**Lè pou koute** Repete chak mo mwen di. Ansuit di chak mo san w pa di dènye son an. Ki lèt ki reprezante son sa a nan mo òtograf ou yo ? Kounye a eple mo a pandan w ap itilize dwèt ou pou ekri l sou janm ou.

### Chè manm fanmi :

M ap li *Little Rabbit* nan klas la. Mwen te aprann chak istwa genyen yon kòmansman, yon mitan, ak yon fen. Istwa a kòmanse lè *Little Rabbit* tande yon bwi. Li panse forè a ap tonbe ! M ap mande tèt mwen ki jan istwa a pral fini. Mwen sèten forè a pa p tonbe toutbonvre.

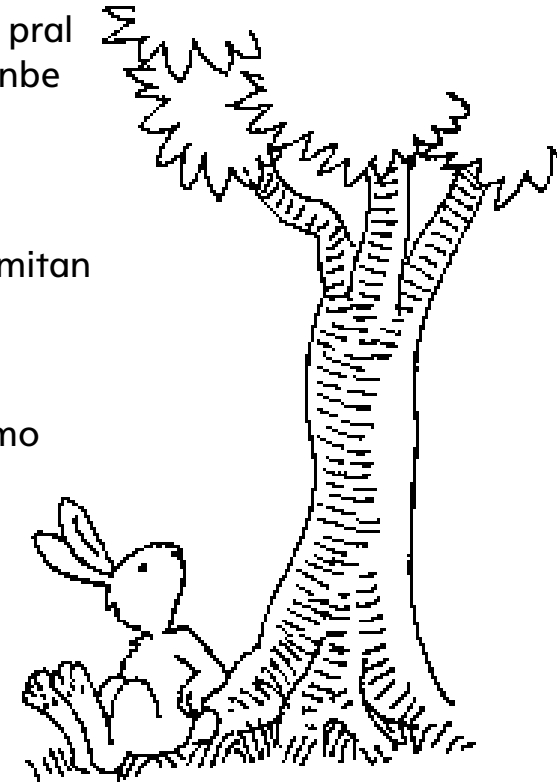
### Teknik pou semèn sa a

**Konpreyansyon :** kòmansman, mitan ak fen

**Vokabilè :** endis nan kontèks la

**Fonik :** son long e tankou nan mo *party* ak *sunny*

**Òtograf :** mo ki tèmine ak y






(fold here)  
© Macmillan/McGraw-Hill

Non \_\_\_\_\_


# Fè yon istwa

Kolore nenpòt foto nan ranje *Beginning* lan. Mwen pral kolore yon foto nan ranje *Middle* lan ki rakonte sa k pase nan mitan istwa a. Nan ranje *End* lan, nou ka fini istwa a epi kolore l. Ansuit nou ka kòmanse yon nouvo istwa avèk yon nouvo koulè.

Beginning



Middle



End

