



Home-School Connection

Word Workout

WORDS TO KNOW

circle toward grew leave
 toppled welcoming wreck

Story Time I'm going to ask you what each word means. Then we can take turns using one of the words in a sentence. We'll listen to each other carefully to build a story with the sentences.

SPELLING WORDS


boy coin join
 joy spoil toy

Sort the Words Let's fold a piece of lined paper in half. Write **oy** and **oi** at the top of each half. Then write your spelling words in the correct list. Can you add words with the same sound to each list?

(fold here)
 © Macmillan/McGraw-Hill

Dear Family Member:

I'm reading *Sand Castle* in class this week. I'm learning about cause and effect. When something happens in a story, it makes something else happen. In this story, Jen is making a sand castle on the beach. A little boy comes by and wants to help. He makes a moat around the castle. Other children come to help. Maybe with more children, the castle will grow taller and taller!



This Week's Skills

Comprehension: cause and effect

Phonics: sound of **oi** and **oy** as in *boil* and *play*

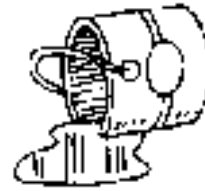
Spelling: words with **oi** and **oy**

Name _____

Poor Lucy!

Lucy is having a bad day. Let's read each sentence below and find the cause of her bad luck on the next page. Then write the letter on the line.

- _____ 1. Lucy is very tired.
- _____ 2. Lucy didn't eat breakfast.
- _____ 3. Lucy can't paint her room.
- _____ 4. Lucy has to give Spot a bath.
- _____ 5. Lucy can't write her book report.



a. Lucy spilled the can of paint.



b. Lucy didn't sleep well.



c. Lucy didn't read the book.



d. Spot played in the puddle.



e. Lucy burnt the toast.



Conexión con el hogar

Ejercicio de palabras

PALABRAS DE VOCABULARIO

circle toward grew leave
 toppled welcoming wreck

Tiempo de cuentos Te voy a preguntar lo que significa cada palabra. Luego, podemos tomar turnos usando una de las palabras en una oración. Vamos a escucharnos con atención para armar juntos un cuento con las oraciones.


PALABRAS DE ORTOGRAFÍA

boy coin join
 joy spoil toy

Ordenar las palabras Vamos a doblar una hoja de papel con renglones a la mitad. Escribe **oy** y **oi** en la parte de arriba de cada mitad. Luego, escribe tus palabras de ortografía en la lista correcta. ¿Puedes agregar palabras con el mismo sonido a cada lista?

Queridos familiares:

Estoy leyendo *Sand Castle* en la clase esta semana. Estoy aprendiendo sobre las causas y los efectos. Cuando algo ocurre en un cuento, esto hace que ocurra alguna otra cosa. En este cuento, Jen está construyendo un castillo de arena en la playa. Un niño viene y quiere ayudar. Él construye un foso alrededor del castillo. Otros niños vienen a ayudar. ¡Quizás, incluso con más niños, el castillo crecerá más y más!



Destrezas de la semana

Comprensión: causa y efecto

Fonética: los sonidos de **oi** y **oy** como en *boil* y *ploy*

Ortografía: palabras con **oi** y **oy**

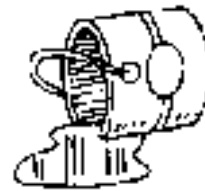
© Macmillan/McGraw-Hill (fold here)

Nombre _____

¡Pobre Lucy!

Lucy tiene un mal día. Vamos a leer cada oración de abajo y averiguar la causa de su mala suerte en la página siguiente. Luego, escribe en cada línea la letra que corresponda.

- _____ 1. Lucy is very tired.
- _____ 2. Lucy didn't eat breakfast.
- _____ 3. Lucy can't paint her room.
- _____ 4. Lucy has to give Spot a bath.
- _____ 5. Lucy can't write her book report.



a. Lucy spilled the can of paint.



b. Lucy didn't sleep well.



c. Lucy didn't read the book.



d. Spot played in the puddle.



e. Lucy burnt the toast.



Koneksyon lakay ak lekòl

Egzèsis sou mo

MO POU KONNEN

circle toward grew leave
 toppled welcoming wreck

Tan pou istwa Mwen pral mande w ki sa chak mo siyifi. Ansuit nou ka jwe atou de wòl lè nou itilize mo yo nan yon fraz. Nou pral koute youn lòt avèk anpil atansyon pou kreye yon istwa avèk fraz yo.


MO ÒTOGRAF

boy coin join
 joy spoil toy

Klase mo yo Annou pliyè yon moso papye ki gen liy an de. Ekri **oy** ak **oi** nan tèt chak mwatye moso papye a. Ansuit ekri mo òtograf ou yo nan lis ki kòrèk la. Èske w ka ajoute mo yo ki gen menm son nan chak lis ?

Chè manm fanmi :

M ap li *Sand Castle* nan klas semèn sa a. M ap aprann konsènan koz ak efè. Lè yon bagay rive nan yon istwa, li fè yon lòt bagay rive. Nan istwa sa a, Jen ap fè yon chato sab sou plaj la. Yon tigason parèt epi li vle ede l. Li fè yon douv ozanviwon chato a. Lòt timoun yo vin ede tou. Petèt avèk plis lòt timoun, chato a pral vin pi wo epi pi wo !



Teknik pou semèn sa a

Konpreyansyon : koz ak efè

Fonik : son **oi** ak **oy** tankou nan *boil* ak *ploy*

Òtograf : mo ki gen **oi** ak **oy**

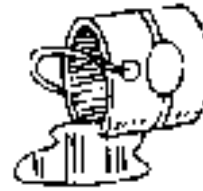
© Macmillan/McGraw-Hill (fold here)

Non _____

Pòv Lucy!

Lucy ap pase yon move jounen. Annou li chak fraz anba a epi jwenn koz ki fè Lucy gen move chans sou pwochen paj lan. Ansuit ekri lèt la sou liy lan.

- _____ 1. Lucy is very tired.
- _____ 2. Lucy didn't eat breakfast.
- _____ 3. Lucy can't paint her room.
- _____ 4. Lucy has to give Spot a bath.
- _____ 5. Lucy can't write her book report.



a. Lucy spilled the can of paint.



b. Lucy didn't sleep well.



c. Lucy didn't read the book.



d. Spot played in the puddle.



e. Lucy burnt the toast.