



# Home-School Connection

## Word Workout

### WORDS TO KNOW

capture    disappear    enclosure    harming  
involved    protect    supply

**Crossword Fun** Let's make up a crossword puzzle using the words. When we have the words in place, we can write clues. We might even give the puzzle to a member of our family or to a friend to solve.

### SPELLING WORDS


about    behind    because    before    alive  
attract    attend    around    kettle    tickle  
hammer    rubber    puddle    people    better

**Say It with Feeling** I'll point to a word. Say the word, putting stress on the right syllable. We could say the words in rhythm, like a rap song: a**•**bout [pause] be**•**hind [pause] be**•**cause.

(fold here)  
© Macmillan/McGraw-Hill

### Dear Family Member:

I'm reading *Home-Grown Butterflies* in class this week. It's a real story about how people raise butterflies in Costa Rica. In this one village, there were fewer and fewer fish to eat and sell for money. Soon they would have to cut down trees from the rain forest in order to farm the land. A scientist taught the school kids how to start a butterfly farm! They now sell the pupae, or eggs, to zoos. My conclusion is that those kids are serious about protecting their environment.



### This Week's Skills

**Comprehension:** draw conclusions

**Vocabulary:** words with more than one meaning

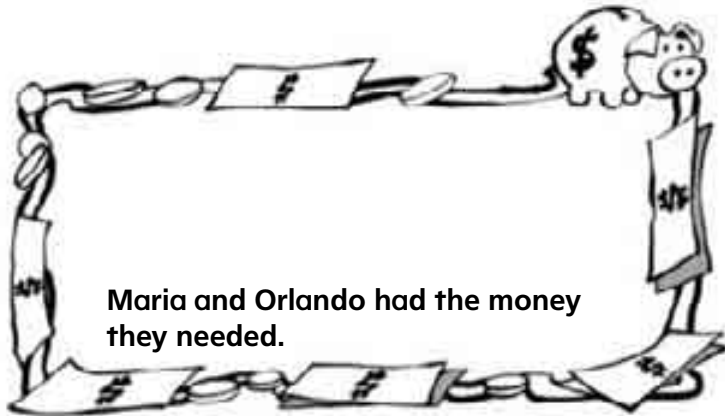
**Spelling/Phonics:** syllables




Name \_\_\_\_\_

# Clues to a Conclusion


Let's look at the sentences. They are conclusions to parts of a story. We can decide what led up to the conclusion.



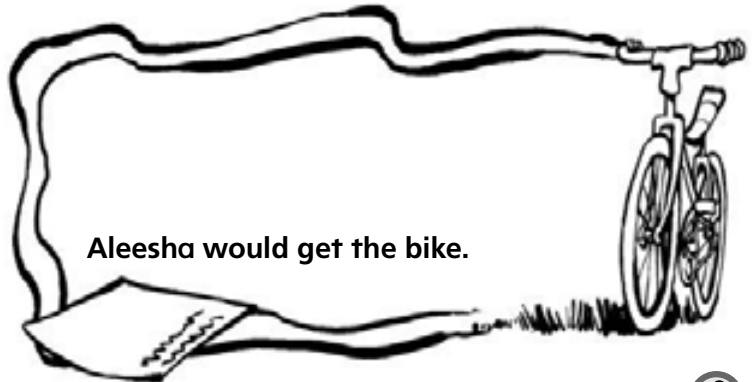
**Maria and Orlando had the money they needed.**



**Sparky, my dog, was ready for a long sleep.**



**They were prepared for the rain.**



**Aleesha would get the bike.**



## Conexión con el hogar

### Ejercicio de palabras

#### PALABRAS DE VOCABULARIO

capture    disappear    enclosure    harming  
involved    protect    supply

**Crucigramas divertidos** Armemos un crucigrama usando las palabras. Una vez que tengamos las palabras en sus lugares, podemos escribir las pistas. Incluso le podríamos dar el crucigrama a un familiar nuestro o a un amigo para resolverlo.

#### PALABRAS DE ORTOGRAFÍA

about    behind    because    before    alive  
attract    attend    around    kettle    tickle  
hammer    rubber    puddle    people    better

**Dilo con ritmo** Voy a señalar una palabra. Di la palabra acentuando la sílaba correcta. Podemos decir las palabras con un ritmo, como si fuera una canción de rap: a•bout [pausa] be•hind [pausa] be•cause.

### Queridos familiares:

Estoy leyendo *Home-Grown Butterflies* en la clase esta semana. Es la historia real de cómo la gente cría mariposas en Costa Rica. En este pueblo en especial, cada vez había menos y menos peces para comer y para. Al poco tiempo, tendrían que comenzar a talar los árboles del bosque tropical para poder sembrar la tierra. ¡Un científico les enseñó a los niños de una escuela cómo comenzar una granja de mariposas! Ahora ellos venden las pupas, o los huevos, a los zoológicos. Mi conclusión es que esos niños son bien serios cuando se trata de proteger su medio ambiente.



### Destrezas de la semana

**Comprensión:** sacar conclusiones

**Vocabulario:** palabras con más de un significado

**Ortografía/Fonética:** sílabas

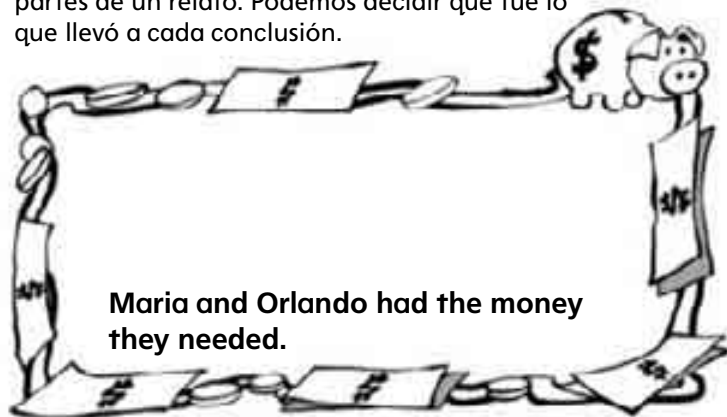


Nombre \_\_\_\_\_


© Macmillan/McGraw-Hill (fold here)

# Pistas para una conclusión


Miremos las oraciones. Son las conclusiones de las partes de un relato. Podemos decidir qué fue lo que llevó a cada conclusión.




**Maria and Orlando had the money they needed.**



**Sparky, my dog, was ready for a long sleep.**



**They were prepared for the rain.**



**Aleesha would get the bike.**



## Koneksyon lakay ak lekòl

### Egzèsis sou mo

#### MO POU KONNEN

capture disappear enclosure harming  
involved protect supply

**Mo kwaze amizan** Annou fè yon kastèt mo kwaze avèk mo yo. Lè nou gen mo yo an plas, nou ka ekri endis yo. Nou ka menm bay yon manm fanmi oswa yon zanmi kastèt la pou l rezoud.

#### MO ÒTOGRAF

about behind because before alive  
attract attend around kettle tickle  
hammer rubber puddle people better

**Di sa avèk santiman** Mwen pral pwente sou yon mo. Di mo a, epi mete aksan sou silab ki kòrèk lan. Nou ta ka di mo yo an rim, tankou nan yon chante rap : **a•bout** [poze] be**•hind** [poze] be**•cause**.

#### Chè manm fanmi :

M ap li *Home-Grown Butterflies* nan klas semèn sa a. Se yon istwa reyèl konsènan fason moun fè elvaj papiyon nan peyi Kostarika. Nan yon sèten vilaj, te gen demwenzanmwèn pwason pou manje epi pou vann pou fè lajan. Anvan lontan yo ta va oblije koupe pyebwa nan forè twopikal lan pou ka kiltive tè a. Yon syantis te anseye elèv lekòl yo fason pou yo kòmanse yon fèm papiyon ! Kounye a yo vann pip, oswa ze yo nan zou yo. Konklizyon m sèke timoun sa yo serye nan zafè pwoteksyon anviwonman yo.



#### Teknik pou semèn sa a

**Konpreyansyon** : tire konklizyon

**Vokabilè** : mo ki gen plis pase yon siyifikasyon

**Òtograf/Fonik** : silab

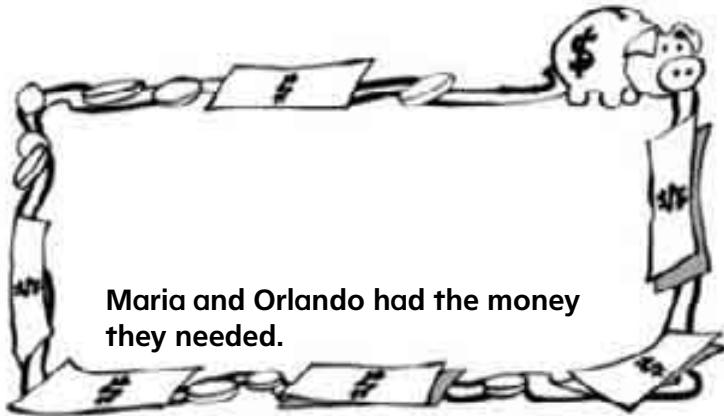


Non \_\_\_\_\_


© Macmillan/McGraw-Hill (fold here)

# Endis pou fè yon konklizyon


Annou gade fraz yo. Yo se konklizyon pou kèk pati nan yon istwa. Nou ka decide ki sa ki te mennen konklizyon an.



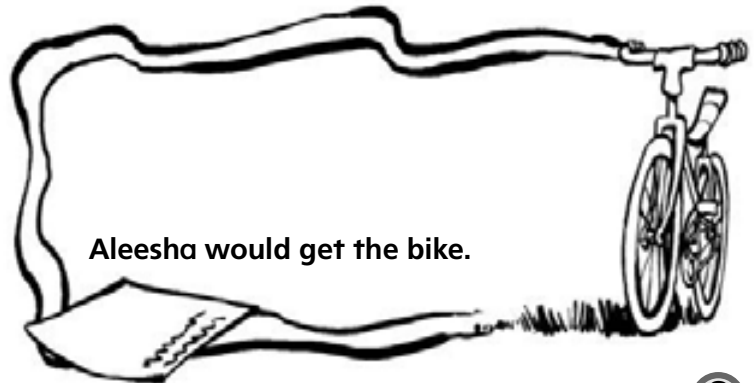
**Maria and Orlando had the money they needed.**



**Sparky, my dog, was ready for a long sleep.**



**They were prepared for the rain.**



**Aleesha would get the bike.**